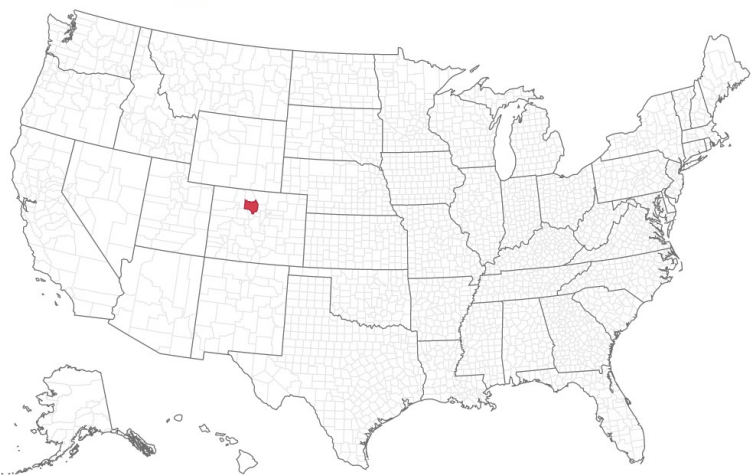


COMMUNITY PROFILE FOR... Grand County, Colorado

Prepared by the Northwest Colorado Council of Governments Economic Development District
August 2019



Grand County, Colorado

Grand County, Colorado offers opportunity for business growth with surprising affordability. It is home to world-class destinations like Winter Park Resort, Rocky Mountain National Park, and Grand Lake, which is Colorado's largest natural body of water. Communities in Grand County include the incorporated towns of Kremmling, Hot Sulphur Springs, Granby, Grand Lake, Fraser, Winter Park and the unincorporated communities of Parshall and Tabernash.

The Community:

- ◆ Grand County is home to Grand Lake, Colorado's largest natural body of water.
- ◆ The Town of Grand Lake is the western gateway to Rocky Mountain National Park.
- ◆ The Town of Hot Sulphur Springs is home to one of the best natural hot mineral springs resorts and spas in the country.
- ◆ Schools:
 - Fraser Valley Elementary School (K-5)
 - Granby Elementary School (K-5)
 - West Grand Elementary School (Kremmling) (K-5)
 - East Grand Middle School (Granby) (6-8)
 - West Grand Middle School (Kremmling) (6-8)
 - Middle Park High School, Granby (9-12)
 - West Grand High School (Kremmling) (9-12)
- ◆ Healthcare:
 - Middle Park Health Clinic and Grand Lake Center
 - Middle Park Health Granby Campus
 - Middle Park Health Kremmling Campus
- ◆ County seat for Grand County: Town of Hot Sulphur Springs

COUNTY QUICKFACTS

Population (2018)	15,525
Population Change (2010-2017)	4.6%
% Population Born in Colorado	33.6%
Median Age	44.1
Median Household Income (2017)	\$61,241
Elevation (county seat: Hot Sulphur Springs)	7,680 ft.
Square miles	1,870
Population Density	8.3
% High School Diploma or more (age 25+)	95.4%
% BA degree or more (age 25+)	38.4%
Total Housing Units	16,515
Housing Units used for Seas/Rec Use	9,004 (54.5%)
Owner Occupied Housing Units	3,947 (23.9%)
Renter Occupied Housing Units	1,777 (10.8%)
Avg. Residential Housing Price (Q1 2019)	\$514,109
Avg. Residential Price Per Sq. Foot (Q1 2019)	\$328.39

Households in 2017	Number	% Total
Total Households	5,724	100%
Family Households	3,495	61.1%
Married with Children	697	12.2%
Married without Children	2,179	38.1%
Single Parents	288	5.0%
Other	331	5.8%
Non-Family Households	2,229	38.9%
Living Alone	1,568	27.4%
Average Household Size	2.5	

Sources for this page: Colorado Demography Office; US Census Bureau, ACS data 2013-2017; StatsAmerica; Land Title Guarantee Co.

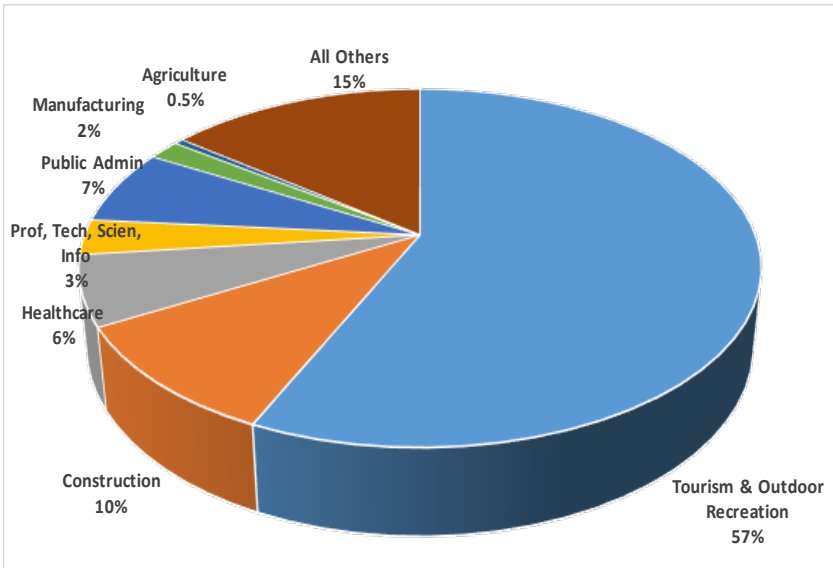


COMMUNITY PROFILE FOR... Grand County, Colorado

Prepared by the Northwest Colorado Council of Governments Economic Development District
August 2019



Grand County Economy: Industry Mix (Q4 2018)

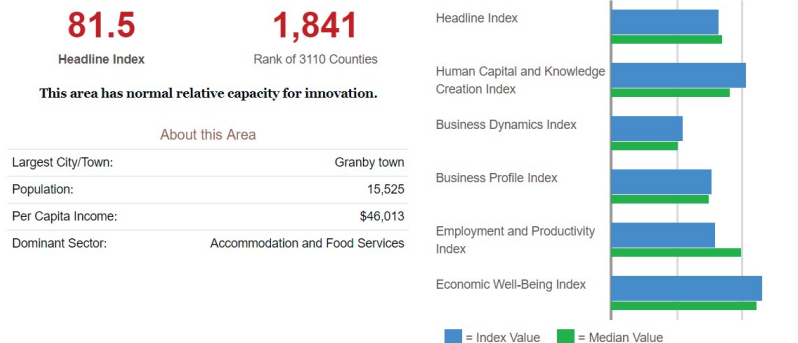


Grand County Economy: Annual Average Wage (Q4 2018)

ALL INDUSTRIES	\$ 37,648
Tourism & Outdoor Recreation:	
Accommodation and Food Services	\$ 24,804
Arts, Entertainment, and Recreation	\$ 25,792
Real Estate Rental & Leasing	\$ 40,456
Retail Trade	\$ 37,284
Construction	\$ 51,740
Healthcare	\$ 47,632
Professional, Technical, Scientific	\$ 67,340
Information	\$ 37,440
Public Administration	\$ 56,316
Manufacturing	\$ 37,960
Agriculture	\$ 70,252
All Others:	
Administrative and Waste Services	\$ 32,396
Educational Services	\$ 37,596
Finance and Insurance	\$ 57,408
Management of Companies	\$ 111,800
Mining	\$ 60,164
Other Services Expt. Public Admin	\$ 38,636
Transportation and Warehousing	\$ 42,900
Utilities	\$ 67,600
Wholesale Trade	\$ 47,060

Grand County Innovation Index

The Innovation Index provides a set of analytic tools that can help regional leaders set regional strategic direction, and to help to see and understand a region's weaknesses, strengths and potential. The vast majority of the data items used in the Innovation Index are county-based and can be downloaded. Dig deeper into Grand County's Innovation Index [HERE](#).



Innovation Inputs



HUMAN CAPITAL AND KNOWLEDGE CREATION INDEX
Explore the population and labor force's ability to innovate.

101.9



BUSINESS DYNAMICS INDEX
Gauge the region's competitiveness by looking at entry and exit of individual firms.

53.7



BUSINESS PROFILE INDEX
Assess local business conditions and resources available to entrepreneurs.

76.3

Innovation Outputs




EMPLOYMENT AND PRODUCTIVITY INDEX
Measure economic improvement and the direct outcomes of innovation.

78.7



ECONOMIC WELL-BEING INDEX
Evaluate economic well-being and standard of living for residents.

114.9



COMMUNITY PROFILE FOR... Grand County, Colorado

Prepared by the Northwest Colorado Council of Governments Economic Development District
August 2019



Workforce Characteristics



Grand County, CO has 2,888 millennials (ages 20-34). The national average for an area this size is 3,173.

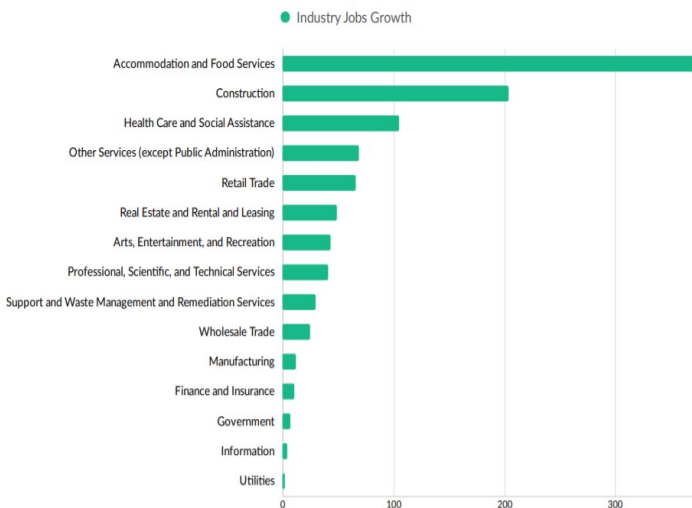
Retirement risk is high in Grand County, CO. The national average for an area this size is 4,368 people 55 or older, while there are 5,475 here.

Racial diversity is low in Grand County, CO. The national average for an area this size is 6,017 racially diverse people, while there are 1,862 here.

Labor Force: 10,177
Unemployment Rate: 2.4%
June 2019



Top Growing Industries



Top Growing Occupations



Largest Employers in Grand County

- ◆ Winter Park Resort
- ◆ East Grand School District
- ◆ Devils Thumb Ranch
- ◆ Middle Park Medical Center
- ◆ Intrawest Resort Holdings, Inc.
- ◆ Grand County Government
- ◆ Freeport McMoran Inc.
- ◆ Granby Ranch Land Company
- ◆ Mountain Parks Electric
- ◆ United States Forest Service

Sole Proprietors:
2,091
20.5% of Jobs

Business Characteristics



Employee Count	Percentage	Business Count
1 to 4 employees	37.2%	429
5 to 9 employees	26.4%	304
10 to 19 employees	20.7%	239
20 to 49 employees	12.3%	142
50 to 99 employees	2.7%	31
100 to 249 employees	0.4%	5
250 to 499 employees	0.1%	1
500+ employees	0.1%	1

*Business Data by DatabaseUSA.com is third-party data provided by Emsi to its customers as a convenience, and Emsi does not endorse or warrant its accuracy or consistency with other published Emsi data. In most cases, the Business Count will not match total companies with profiles on the summary tab.

Source for data on this page: Colorado Workforce Development Council, EMSI Q2 2019 Data Set; Colorado Dept. of Labor LMI Gateway; State Demography Office

